
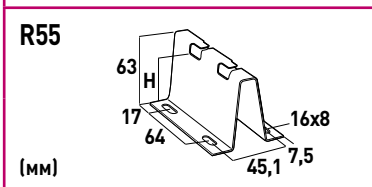
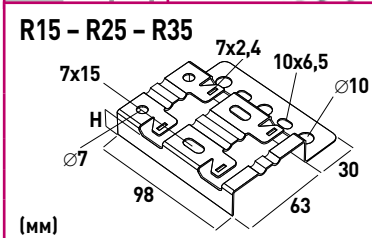




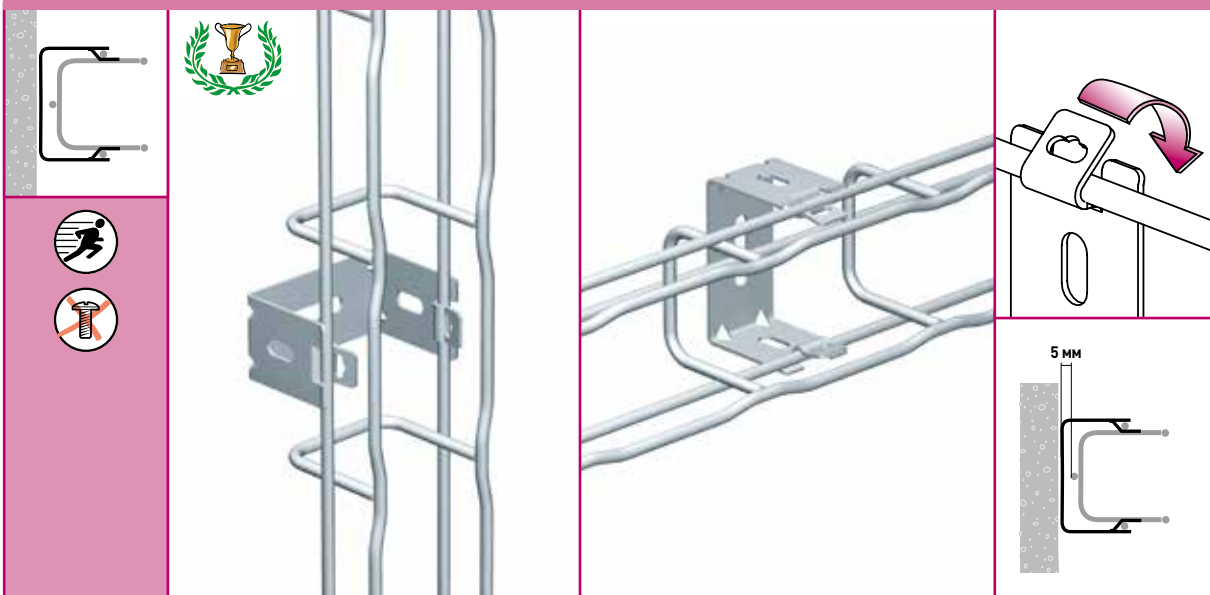
**R15/25/35 – R55** **CF30 – CF54 – CF80 – CF105** **100 → 600 MM**



| R15 – R25 – R35 | H<br>MM | F<br>daN | GS         | DC         | 304L | 316L       |
|-----------------|---------|----------|------------|------------|------|------------|
|                 |         |          | R15/100    | 15         | 100  | CM 586 170 |
| R15/300         | 15      | 100      | CM 586 610 | CM 586 617 | -    | -          |
| R25             | 25      | 100      | CM 586 640 | CM 586 647 | -    | -          |
| R35             | 35      | 50       | CM 586 650 | CM 586 657 | -    | -          |
| R55             | H<br>MM | F<br>daN | GS         | DC         | 304L | 316L       |
| R55             | 55      | 45       | CM 586 080 | CM 586 083 | -    | CM 586 084 |



**UC 50** **CF30 – CF54** **50 MM**



| UC 50 | F<br>daN | GS         | GC         | 304L       | 316L       |
|-------|----------|------------|------------|------------|------------|
| UC 50 | 12       | CM 586 040 | CM 586 043 | CM 586 048 | CM 586 044 |

